

## Partridge in a Pear Tree Instruction sheet

Grace J. Errea

[www.amazingquiltsbygrace.com](http://www.amazingquiltsbygrace.com)

Print the four pages of the pattern, align "right-top to left top", "right-bottom to left-bottom", and tape. Then align the top and bottom sections and tape.

Pattern is printed to finish as an approximately 18" x 13" quilt. If you would like to have a larger quilt, take the taped pattern to a copy shop and expand it. To get an accurate final size, multiply the width (18") by the percentage you are enlarging and divide by 100.

So for example 18" \* 200%/100 will give you a width of 36" and a height of 13" \* 200%/100 = 26"

This quilt was created with Hoffman of California Fabrics, which you can get at any quilt shop. The exact fabrics are listed, by number and name, in the Hoffman Fabric Chart. You can substitute other fabrics of your choice by matching the fabric swatches.

The pears and the partridge in this quilt are stuffed with an additional layer of fluffy batting to make them puff out a bit. The partridge has suggested quilting lines (- - - -).

The leaves in the pattern can be used as templates to cut any green fabric or they can be "broderie persed" from a leaf fabric and positioned in place.

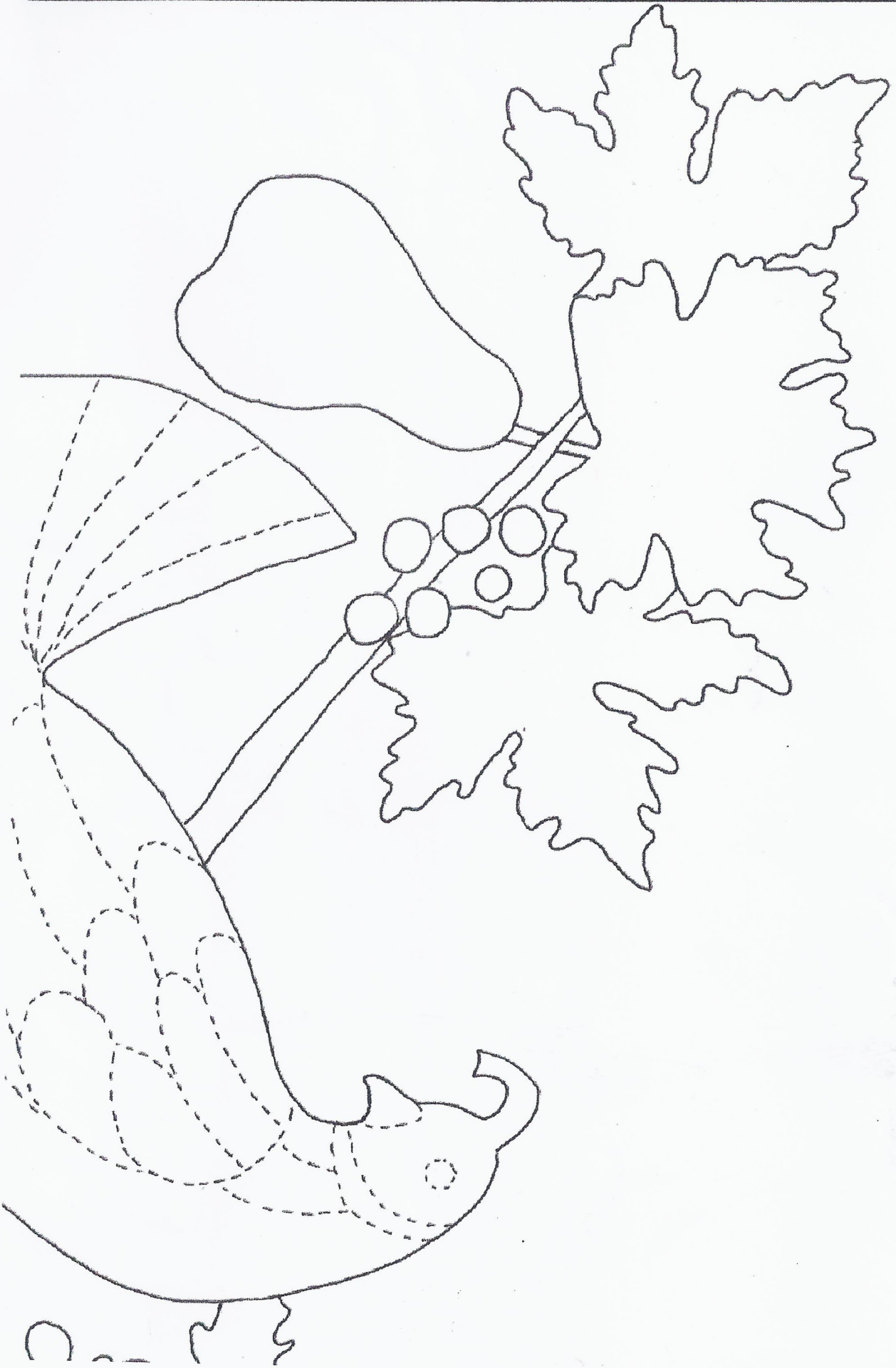
Quilt is finished with a simple "ripped" binding (rotary cut or rip 1 ½" strips of fabric, fold over raw edge of squared quilt and run a line of stitching.

Quilt is approximately 18" w x 13" h

### **Content of pattern package:**

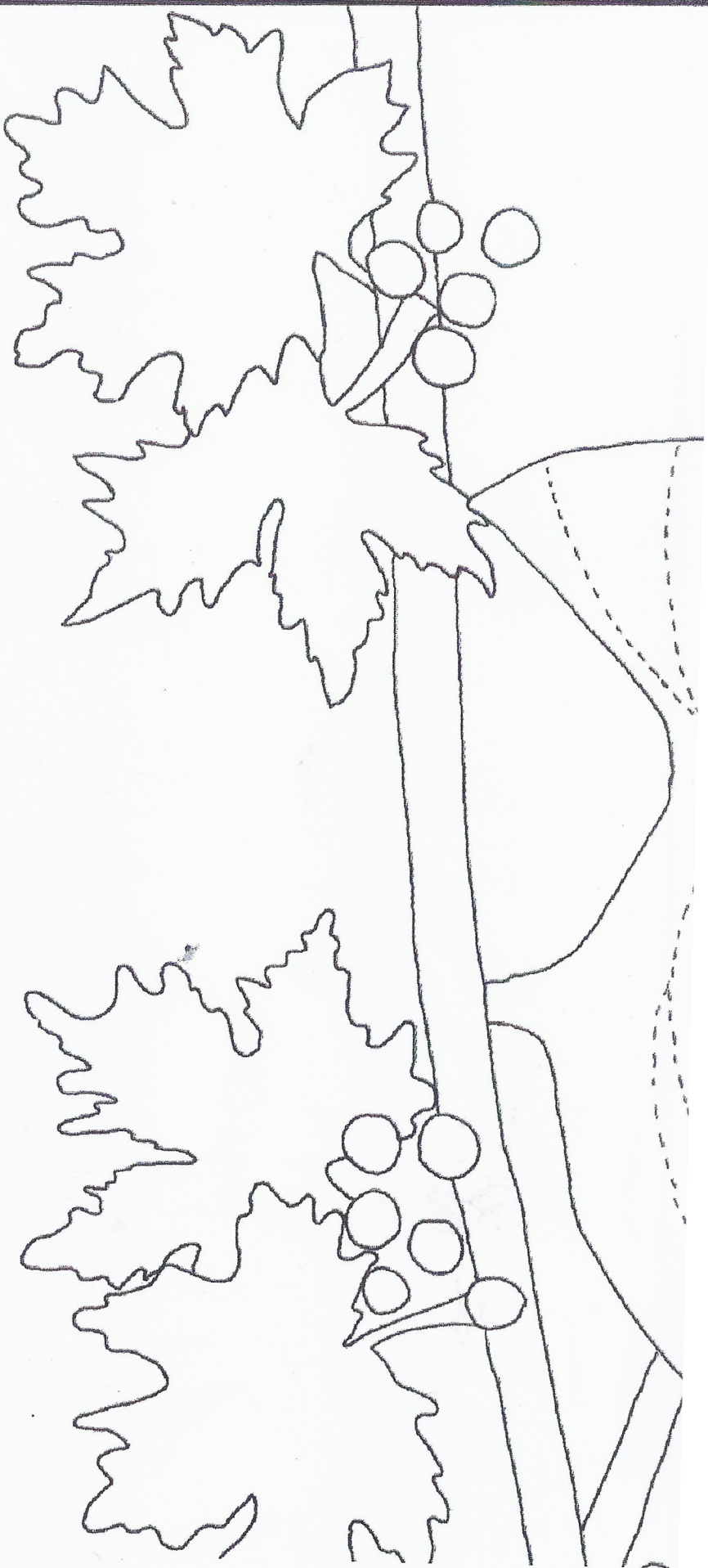
Pattern for the 18" x 13" quilt  
Color Quilt Picture for Reference  
Hoffman Fabric Chart  
"Partridge in a Pear Tree" Instruction Sheet





TOP LEFT (1 of 4)





BOTTOM LEFT (394)









[www.amazingquiltsbygrace.com](http://www.amazingquiltsbygrace.com)

BOTTOM RIGHT (4 of 4)

# Partridge in a Pear Tree Hoffman Fabric Chart



Approx. size: 24" w x 20" high

- 1)  1895-116 Harvest (Half of a fat 1/8<sup>th</sup>)
- 2)  L2670-357 Cairo (1/2 yard)
- 3)  L2664-170 Meadow (1/4 yard)
- 4)  1895-189 Christmas Green (1/8 yard)
- 5)  G8555-606G Caramel Gold (1/8 yard)
- 6)  1895-310 Fire (1/4 yard)

Fat 1/8<sup>th</sup> = 9" x 22"

[www.amazingquiltsbygrace.com](http://www.amazingquiltsbygrace.com)